

Dear Parents & Carers

As I reflect on Term One I am very proud of what we have achieved in the last 10 weeks. Outstanding is the word I would use to describe the start to the new school year.

It was wonderful to see so many students return to school dressed in full school uniform ready to learn and embrace the many opportunities available at Hillvue Public School. Our new Kindergarten students had a settled start to the year and obviously gained so much from attendance at our transition to school program last year. The extended transition to school program will commence next term. This program aims to build strong relationships between the school and home, ensuring a positive experience as each child commences at Hillvue Public School.

The Year 1 block has been opened up with internal access to all rooms and the move to the new Year 2 block has provided so much space and increased opportunities for students. Phase 1 of our \$100,000 technology infrastructure upgrade has been completed and the team will complete the next phase during the school holidays.

The new sand pit has been completed and provides students with additional activities during breaks. The trucks and graders travel many kilometres each day in the sand pit. Kamilaroi language is being taught to all students from Kindergarten to Year 6.

Our students have auditioned for School Spectacular in Sydney and we wait anxiously to see if they have been accepted.

Kindergarten students were given their new hats and sunglasses. They all look so cool. Our swimming carnival was well supported and Harmony Day was a wonderful celebration.



Thank you for your continued support.

Chris Shaw
Executive Principal



Hillvue Public School

Extended transition to school program

This program aims to build strong relationships between the school and home ensuring a positive experience as each child starts at Hillvue Public School.

When

- Every Friday from 9:00am to 11:00am commencing 12th of May 2017

Where

- Wii-ma-li-Hillvue Public School Early Years Centre

Who should attend

- Any child starting at Hillvue Public School in 2018

Contact


**Hillvue Public School on 67657446
to secure your child a place.**



NOTICEBOARD

Save the Date K-2 Easter Hat Parade

When: Thursday 6th April
Time: 11.00am to 1.20pm
Bring a picnic lunch to have with your child.
Easter hats will be made at school.



Hillvue P&C Easter Raffle

Raffle tickets have been handed out to students. Please return sold or unsold raffle tickets to the front office by Tuesday 4th April. More ticket books are available from the front office for sale. The raffle will be drawn Wednesday 5th April.



Hillvue P&C Disco

When: Wednesday 29 March
BBQ Time: 5.30pm to 6.00pm
Disco Time: 6.00pm to 7.00pm

Theme: Easter
Entry Cost: \$2.00
Sausage sandwich \$2.00
Can of drink \$2.00



ANZAC Day March

Hillvue Public School will be participating in the Tamworth ANZAC Day March on Tuesday 25 March. Children will meet in Bourke Street at 9.30am to start march at 10.00am. Please wear full summer school.



ASTHMA AND ANAPHYLAXIS PLANS

Does your child have Asthma or Anaphylaxis? If so we need a current copy of their Action Plan from the doctor. Please send a copy to the front office.

Student Bus Travel

Transport for NSW have created an online application form to apply for student bus travel. Please go to www.transportnsw.info/school-students to complete the online form or come to the Hillvue School front office to complete a paper copy.

Please note that if your child is ineligible for free bus travel, Hannafords Bus Service offers discounted Term and Yearly Passes. Please contact the Hannafords office on 6765 1900 to find out the cost for your child to travel on our school buses throughout the Term or Year. A Term or Yearly Pass will save you money and the hassle of paying every day for bus travel.

If you wish to track your child's school bus with Hannafords Bus Service, you can do so through transportme™ passenger app. You can download this free app from both the Apple App Store and Google Play Store. Look for 'Hannafords Bus Service' and then your child's Route Name, and track the bus in real time!

NOTICEBOARD

My SPEAK

The Family Rural Resilience Program at Centacare NENW will be presenting a free 3 day My SPEAK program in Tamworth during the school holidays on the 19th, 20th and 21st of April. My SPEAK is a program for children aged 8 to 11 years of age whose parents are going through separation or divorce. This program looks at the changing family structure, resilience and communication. For further information on the My SPEAK program please contact Centacare NENW on 6762 9200.

Come-N-Play Hillvue Supported Playgroup Tamworth Family Support Service

When: Wednesdays during school terms **Time:** 10am to 12pm
Where: Hillvue Public School **Everyone Welcome. Come along for a play and a chat**
For more information call Shuray on 0418 869 258

Stewart House Day - 2017 Donation Drive

Envelopes have been sent home for the Stewart House Donation Drive. Your donation supports the 1800 children who attend Stewart House each year. All entries must be returned to the front office before **Friday 5 May** to go in the drawn for a \$4000 holiday.



Uniforms for Sale

Sports Shirts	\$25
Large Jackets	\$48
2017 Kindergarten Jackets	\$40

Available from the Front Office



Commonwealth Bank Student Banking

Hillvue Public School offers a Commonwealth Bank School Banking program to all students. All you need to get involved is a Youthsaver account. Go into your local Commonwealth branch to open an account for your child. You need take your current personal identification as well as your child's birth certificate.

Our student banking day is Friday so drop your bank book into the front office before school. Collect a token with each banking and save up 10 to get a reward.

When Children are Absent from School

If your child is absent from school we are now sending you a text/SMS to notify you on the day. Could you please either reply to our text or give the school a call on 0267 657 446 to let us know why your child is absent.

Reply text are free for you. You can also notify us via the Skoolbag App.



School Captains: Kiani Haines & Bailey Bergan
School Vice Captains: Kida Schlenert & Denzel Johnson



Leadership Team: Jaime Taylor, Tyson Barnes, Kiani Duckett,
Bailey Honeysett-Partridge



House Captains
Porter - Sarah Power, Meleah Cook, Angela Robertson, Shearna Russ
Jenner - Simone Greatbatch, Janaya Sampson, Uche Anyanwu,
Benjamin Williams



Computer Monitors: Kylie Sullivan, Benjamin Holm, Izac Black, Jack Perret



Kidco Leaders: Year 2 - Ruby Vidler and Payton Richards
Year 3 - Shontaya Slater and Zachary Vidler
Year 4 - Taylor Ford and Jermaine Cook
Year 5 - Jakala Flett and Hollie Schlenert
Year 6 - Tamika Greacen and Thora Flett
3-6H - Kelsey Lee and Talisha Haines





Library Monitors :
Victoria Bishop,
Simone Greatbatch,
Kirrawahn Duckett,
Bianca Marshall,
Kida Schlenert



Kindergarten 2017





**FROM
THE
CLASSROOM**





**KINDERGARTEN
FUN**

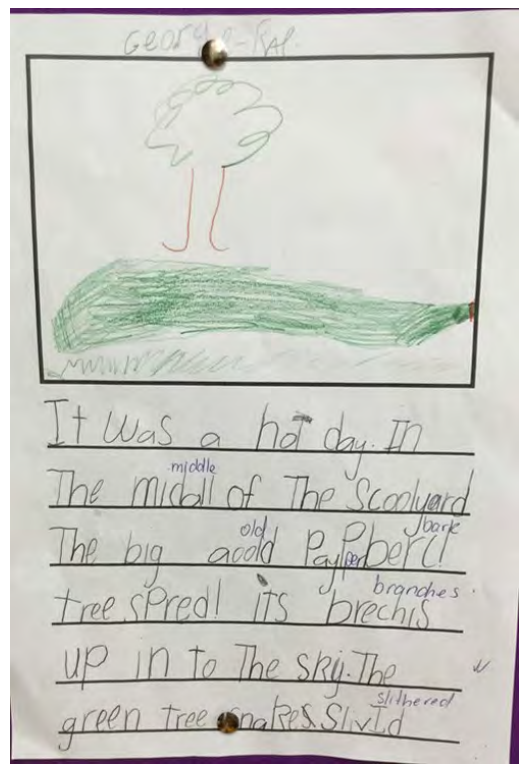
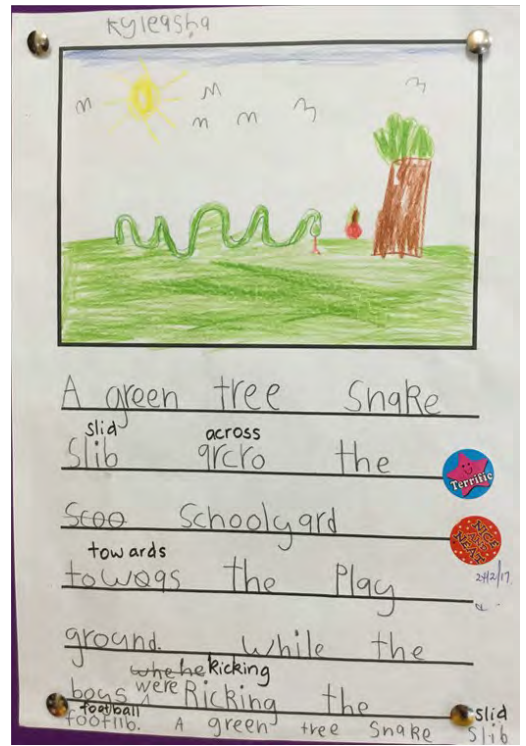


FROM THE CLASSROOM YEAR 1 SNAKE EXPERTS



In Year 1 we have been reading 'The Snake and The Boy' by Azmen Sebastian. The book is about a green tree snake who goes on an adventure through a schoolyard and finds a delicious red apple that does not belong to him.


We have also been learning about what snakes eat, what they look like, how they move and where they live. From this we have been able to write descriptions of snakes and retells of 'The Snake and the Boy' that are more than a page long! We have enjoyed learning about snakes, even if some of us, including the teachers, are scared of them.





FROM THE CLASSROOM 2/6H

This Term 2/6H has been given a weekly STEM activity where the students must plan, construct and work collaboratively in a small group to design and build different objects and achieve a set goal. They have built straw towers reaching an impressive 1.8 metres tall, only using drinking straws and tape. They have constructed bridges and houses out of nothing but newspaper which can withstand gale force winds and hold an impressive 5kgs of weight. The students learn crucial skills such as problem solving, how to work in a team and they get to implement their measurement skills learnt in class into real world problems. 3/6H has had a ball and love participating in these hands on activities.



Mathematics

Landyn and Bella worked together to solve addition and subtraction problems using a deck of cards and counters. During daily TEN lessons we have mastered our doubles and number families to 20.

$$6 + 6 = 12 \quad 7 + 7 = 14 \quad 8 + 8 = 16 \quad 9 + 9 = 18$$



$$2 + 18 = 20 \quad 20 - 18 = 2$$

20

$$18 + 2 = 20 \quad 20 - 2 = 18$$



Question:

How many fingers in the squares maths group?

We used repeated addition and skip counting as a strategy for multiplication.

$$5 + 5 + 5 + 5 + 5 + 5 + 5 + 5$$

5, 10, 15, 20, 25, 30, 35, 40, 45, 50, 55, 60, 65, 70, 75, 80, 85, 90, 95....

Answer: 140 fingers

Science Experiments



Marvellous mixtures



Making green slime



What is black ink made from?

FROM THE CLASSROOM—YEAR 2

Year 2 Report

It has been a marvellous start to the year for our 49 students, three teachers and two support staff. Each day is packed full of hard work, discovery and persistence. Our students enjoy all parts of the curriculum but feel most successful when they challenge themselves with something new. Please enjoy some highlights of the year so far!

Writing



We write for a purpose – to entertain, inform or persuade and follow the writing sequence of

PLAN → COMPOSE → REVIEW → EDIT
→ PUBLISH

Heidi is reading Ruby's information report on whales to check that it makes sense.

Seth is reading Nickolas' writing and helping him make it sound even better.

Accelerated Literacy

We transformed Caroline Pitcher's book *The Snow Whale* into our own descriptive piece of writing:

*On New Year's Eve, fireworks
blasted as fast and bright as
flames from a jet. At midnight, the
people were jumping with joy.*

By Year 2



Visual Art



FROM THE CLASSROOM—YEAR 2

Mathematics

Landyn and Bella worked together to solve addition and subtraction problems using a deck of cards and counters. During daily TEN lessons we have mastered our doubles and number families to 20.

$$6 + 6 = 12 \quad 7 + 7 = 14 \quad 8 + 8 = 16 \quad 9 + 9 = 18$$



$$2 + 18 = 20 \quad 20 - 18 = 2$$

20

$$18 + 2 = 20 \quad 20 - 2 = 18$$



Question:

How many fingers in the squares maths group?

We used repeated addition and skip counting as a strategy for multiplication.

$$5 + 5 + 5 + 5 + 5 + 5 + 5 + 5$$

5, 10, 15, 20, 25, 30, 35, 40, 45, 50, 55, 60, 65, 70, 75, 80, 85, 90, 95....

Answer: 140 fingers

Science Experiments







Marvellous mixtures



Making green slime



What is black ink made from?



**FROM THE
CLASSROOM - YEAR 3
ARTWORK AND WRITING**

The Box

Mrs Boreham the cook was adored by her students for two reasons.

The first reason was because she taught the students to read a recipe. When the students dropped the food Mrs Boreham was not worried.

The second reason is for the amazing food that they made. She taught the students how to use a knife.

However, Mrs Boreham's world was about to change... Bang! The delivery driver delivered a box of super suds detergent. Mrs Boreham called, "Thank you!" Mrs Boreham carefully placed the super suds detergent under the sink. It was time for Year 3 to cook a recipe.

One of the kids got the box of super suds detergent from under the sink. They turned the tap on and filled the sink up with detergent in it. As the kids turned the tap on all of the bubbles went everywhere! The bubbles were sticking kids to the walls. The kitchen filled up with enormous bubbles. The students were laying on the tables and making angels in the bubbles. Everyone was having fun.

Eventually, everyone opened the doors and windows to pop, pop the bubbles out. They had to clean the kitchen up because they had a huge sticky mess.

Nanindi

Year 3 From the Classroom

Year 3 have had a very productive and exciting start to 2017. We have been working hard on writing narratives and extending our vocabulary and comprehension by reading a variety of challenging texts.

In art, we were inspired by Pablo Picasso's 'The Weeping Woman' and we recreated our own self-portraits using a continuous line technique. We also took on the role of a cobbler and created shoes for a variety of animals.

Found

Samuail the scientist was adored by his community for two reasons. The first reason was because he made magnificent gadgets. The gadgets always worked perfectly.

The second reason was because he cared for his job. He always found new things to make gadgets with. The community cared for his work. Samuail the scientist was always happy as a frog pulling a funny face on a Friday.

However, Samuail the scientist's world was about to change...

One hot scorching morning in the lab there was a huge BANG! "An explosion happened!" Samuail the scientist yelled. He made a million-dollar metal note. "It worked perfectly!" he yelled. But the note broke. Samuail the scientist felt miserable but determined to make another one.

Samuail the scientist couldn't make another one. But he rushed to a metal shop where he could get the equipment to make another million-dollar note.

He made it back to the lab. Overnight, he made another million-dollar note that was PERFECT! He was as happy as a swan in a new swamp.

Miss Cashman the Teacher

Miss Cashman the teacher was adored by her students for two reasons. The first reason was that she took her students out for sport every day. Her students were as fit as a gymnast.

The second reason was that she took her class on excursions every Friday. The children appreciated Miss Cashman. Miss Cashman was as friendly as a loyal dog.

However, Miss Cashman's world was about to change...

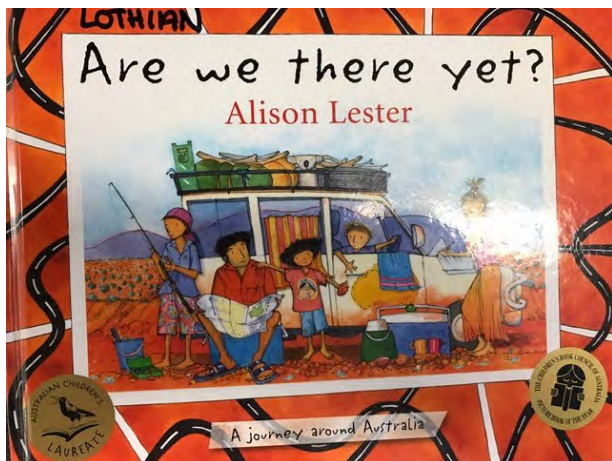
One Friday morning when the class was getting ready for their excursion, a dark cloud came across and the storm cracked above the sky. CRACK! The tree was on fire and BANG it started falling on the classroom! There was panic.

Miss Cashman froze like ice in horror looking at the tree on fire.

Miss Cashman quickly marched the students out the door. BANG!!! The tree fell. The children's art work was torn into pieces. The windows smashed and the roof tiles smashed too. The classroom was as flat as a pancake.

Miss Cashman called the fire brigade and the builders. They came as quick as a cheetah. The firemen put out the fire and the builders started repairing the classroom. Miss Cashman and the students watched them. Two weeks and it would be ready. "Yay!" said everyone.

FROM THE CLASSROOM - YEAR 4



We have been studying the book, 'Are We There Yet?' written by Alison Lester. We are using this text as an integrated English, History and Geography unit of work.



Year 4 Writing



Year 4 Artwork

Activity 9: Watch the following clip about marine mammals (23 mins) to get a better understanding of each species then complete the activities below
<http://www.youtube.com/watch?v=viUYEJ78RIk>

1. List 4 features of marine mammals.

They can hold their breath under water for up to 20 minutes
 marine mammals have flippers to help them swim.
 sea otters use tools to break their food open.
 marine mammals give birth to live young.

Pinnipeds



1. What does 'pinniped' mean?

a pinniped use their flippers like hands and feet they also move around on land and in water.

2. Can pinnipeds live on land?

yes they can.

3. What is the thick layer of fat beneath the skin called?

the thick layer of fat is called blubber

4. What does the elephant seal like to eat?

elephant seals feed on squid and fish on the edge of the searack.

Brainstorm things you know about reptiles, including examples of reptiles. Write these down using a blue pencil.



FROM THE CLASSROOM 3/6J

Throughout Term 1, 3/6J have been researching and collaborating information on various animals around the planet in our Animal Kingdom unit. We have completed a range of activities including brainstorming our prior knowledge of a range of different animals such as mammals, birds, reptiles, amphibians and fish. We have also read and composed information reports on marsupials such as Koalas, Tasmanian Devils and Red Kangaroos. Last week we learnt all about marine mammals and the 4 main groups that they are split into. These are Pinnipeds, Sirenians, Cetaceans and Fissipeds. Over the coming weeks we will be finding out about birds, reptiles and fish. Here are pictures of our work.

The Animal Kingdom



Activity 8: Joint Construction of an Information Report about Koalas.

Classification (What is it? What group or family does it belong to?):

is a marsupial belongs to the macropodidae family which related to the mammal family.

Description:

creaky rubber fur, sharp claws and sick feet.
 koalas measure about 60cm to 85cm long and weigh about 14kg.

Habitat:

koalas live in eastern australia in the eucalyptus trees and bushes.

Movement:

koalas move around using their four strong legs they predominantly crawl along the ground and climb trees.

Feeding Habits:


Eucalyptus leaves are a koala favourite food. They also eat mud to get important minerals.

Breeding Habits:

male koalas viciously fight over females once conception occurs, it takes 35 days for the joey to be born.

Other Facts (What is special or different about it):

Brainstorm things you know about fish, including examples of fish. Write these down using a blue pencil.



Year 5 From the Classroom

In Year 5 we have been focusing on Character Description in our writing. We have had a focus on our family which has linked to our Gamilaraay language lessons where we have been learning the names for our family members.

The following are some family descriptions we have written.

Sister

Kiani is a smart and loud sister and when she wants to bring her friends over she is very bossy! She loves to play sports and she is very funny. Kiani really wants to be like me and is sometimes annoying to me. She doesn't listen to Mum and me. She is amazing at oztag, netball and cricket. Kiani is energetic at sports and is pretty. When she grows up I want to be just like her. I love Kiani because when I get homework she helps me.

Kirrawahn

Brother

My brother is smart and funny. Sometimes he is loud when he cries. He can nearly crawl and sometimes he stays up late. He loves when I go 'ticker-boo' and he has four teeth. He likes to go for walks around the block. He is so cute! He likes to play my iPad, but he likes talking the most!

Tamyhas

Sister

Kida is a smart and caring sister, when she wants to be! Sometimes she is annoying, bossy and mean. She loves school and is always playing it at home. Kida is loud, creative and artistic. She has heaps of art supplies, like paint, pencils, textas and so much more. Her favourite thing to do is read, she could read all day!

Hollie

Baagi is my nanna
And dhaadhaa is my pop
And guni is my mother, giirruu.

Warraya Dhiiyaanda, Warraya Dhiiyaanda
Warraya Dhiiyaanda dhiiyaanda

Bubaa is my father
And walgan is my aunt
And garruu is my uncle, giirruu

Warraya Dhiiyaanda, Warraya Dhiiyaanda
Warraya Dhiiyaanda dhiiyaanda

Baawaa is my sister
And dhagaan is my brother
And gaayli is my children, giirruu

Warraya Dhiiyaanda, Warraya Dhiiyaanda
Warraya Dhiiyaanda dhiiyaanda





From the Classroom Year 6

Term 1 has gone by very quickly for Year 6. The term started with us reading "The Echidna and the Shade Tree" by Mona Green. We then used the story to entertain our family, friends and fellow students at our assembly item. We brushed up on our acting and reading skills and acted out the story with the help of Miss Farrell, Bobbo and Mrs Larkin's awesome art works.

Most of us also took up the opportunity to attend Hillvue's annual swimming carnival. We entered as many races as possible and helped our houses gain points to try to win the trophy. The best part of all the day was taking part in the novelty events-especially the sponge throwing!

Year 6 also were given the opportunity this term to take part in a "cook off" with the help of some students from Newcastle university in conjunction with healthy eating week. 8 of us were chosen to cook while the rest of us took part in some activities while we waited to eat the food. The activities gave us an opportunity to discuss how much sugar was in certain drinks and we got to look at our hands under a black light to see how clean they were - apparently they aren't as clean as we had hoped! The 8 cooks were split into 2 groups. One group cooked us vegetarian pizza and the other group cooked chicken burgers with homemade chips. Both groups cooked amazingly delicious food that everyone enjoyed making it very difficult to pick a winner so it was declared a tie.

We are all looking forward to an exciting Term 2.



HILLVUE PUBLIC SCHOOL

CHANGE OF INFORMATION DETAILS

In the event of an accident, illness or other incident at school, we often find we have incorrect or out-of-date phone numbers and addresses. To ensure the school is able to contact you when needed, please complete the slip below and return it to the school as soon as possible to assist in keeping our records up-to-date. Thank you.

Child's Name: **Class:**

Address:

PARENT/CARER

Name: **Mobile:** **Work Ph:** **Relation:**

Name: **Mobile:** **Work Ph:** **Relation:**

Email address: **Home Phone:**

EMERGENCY NUMBERS WHEN PARENTS/GUARDIANS ARE UNABLE TO BE CONTACTED:

Name: **Relation:** **Phone No:**

Name: **Relation:** **Phone No:**

Would you like previous Emergency contacts removed from our system YES/NO

Name:..... **Signature:**..... **Date:**.....

DIARY DATES

WEEK 10	
Wednesday 29 March	Disco - Easter Theme
WEEK 11	
Tuesday 4 April	Return all sold and sold Easter Raffle Tickets
Thursday 6 April	Easter Hat Parade
Friday 7 April	Anzac Day School Ceremony
Friday 7 April	Last Day of Term
WEEK 1	TERM 2
Wednesday 26 April	School starts for students
Tuesday 25 April	ANZAC Day March
WEEK 8	TERM 4
Mon 27 Nov - Frid 1 Dec	Stage 3 Excursion to Lennox Heads

HILLVUE SCHOOL FRONT CAR PARK GATE

Please be aware that the front car park is not to be used as an after school pick up zone. The gates will now be locked at 2.30pm each day.

Attention Please!

Messages for students need to be received by the office before 2.30pm to be guaranteed of being delivered before home time.




DOWNLOAD THE SKOOLBAG APP ONTO YOUR PHONE OR COMPUTER TO BE ABLE TO KEEP UP TO DATE WITH WHAT IS HAPPENING AT SCHOOL

School Clothing Pool

Our clothing pool is open 9am-11am & is located at the canteen. Any Donations of unused uniforms would be kindly appreciated.

Online Payment Option Now Available

Online Internet Payments can now be made by VISA or Mastercard via our webpage <http://www.hillvue-p.schools.nsw.edu.au/> Click on "Make a Payment" and follow the prompts to make a payment via Visa, MasterCard and Credit/Debit Cards. **Please quote the invoice number or student's Date of Birth as reference.**



FRONT OFFICE

All visitors must report to the Front Office upon arrival. Office hours are from 8.30am to 4pm on school days. Please telephone 02 67657 446 during these hours.