

SAVE THE DATE

Kindergarten 2018 Orientation Day

When: Friday 1st December 2017
 Where: Hillvue Public School Hall
 Time: 9.00am following the K – 6 assembly

Discussed Topics:
 * Bus Travel
 * School Uniforms
 * Procedures for 2018



Please bring: (if not already supplied)
 * Child's Birth Certificate
 * Child's Immunisation
 * Proof of Address ie electricity bill, driver's licence



Please fill out an enrolment form on the day if you haven't already completed one.

Excursion Information

Stage 2 Excursion Payments

Friday 20 October Stage 2 Final Excursion balance due

Mon 20 Nov-Wed 22 Nov Stage 2 Excursion to Coffs Harbour

Stage 3 Excursion Payments

Friday 20 October Stage 3 Excursion Instalment due \$30

Friday 10 November Stage 3 Final Excursion balance due

Mon 27 Nov-Fri 1 Dec Stage 3 Excursion to Lennox Heads

REMINDER

**Don't get too far behind with your excursion payments and miss out on your children attending. No late payments will be accepted.
 The \$50 deposits are non refundable.**

NOTICEBOARD

When Children are Absent from School

If your child is absent from school we are now sending you a text/SMS to notify you on the day.

Could you please either reply to our text or give the school a call on 0267 657 446 to let us know why your child is absent.

Reply text are free for you.

You can also notify us via the Skoolbag App.

Change of Parent/Carer Contact Details

Please let us know if your phone number or address changes throughout the year.

Either come in to the front office and fill out a form or go onto the Skoolbag App and update your details. It is very important that we have up to date contact information in case of an emergency.

Student Bus Travel

Transport for NSW have created an online application form to apply for student bus travel. Please go to www.transportnsw.info/school-students to complete the online form or come to the Hillvue School front office to complete a paper copy.

Come-N-Play Hillvue Supported Playgroup Tamworth Family Support Service

When: Wednesdays during school terms **Time:** 10am to 12pm

Where: Hillvue Public School

Everyone Welcome. Come along for a play and a chat

For more information call Shuray on 0418 869 258

Commonwealth Bank Student Banking

Hillvue Public School offers a Commonwealth Bank School Banking program to all students. The School Banking program provides children with an opportunity to deposit money into their Commonwealth Bank Youthsaver Account at school each week.

Getting involved in School Banking is easy!

All you need to get involved is a Youthsaver Account. Go into your local Commonwealth branch to open an account for your child. Please take your current personal identification as well as your child's birth certificate.

Our student banking day is Friday so drop your bank book into the front office before school.

Collect a token with each banking and save up 10 to get a reward.



NOTICEBOARD



DOWNLOAD THE NEW SKOOLBAG APP ONTO YOUR PHONE OR COMPUTER TO BE ABLE TO KEEP UP TO DATE WITH WHAT IS HAPPENING AT SCHOOL

Things you will be able to see and do on Skoolbag:

- * You will receive notifications and reminders automatically for certain information & events
- * See the school newsletter
- * You can update your phone & home address contact details
- * You can advise us if your child is absent from school
- * You can reprint certain consent forms


Just go into your App store on your phone or computer & type in Skoolbag Hillvue then follow the prompts. If you require any assistance with the app please come and see us in the front office.



NAIDOC WEEK DISCO



NAIDOC WEEK CELEBRATIONS






ATHLETICS CARNIVAL







KINDERGARTEN - FROM THE CLASSROOM

This term the Kindergarten classroom has been filled with lots of hands on activities for Mathematics, Targeted Early Numeracy (TEN) lessons and Science.




YEAR 1 ARE SCIENTISTS IN TERM 3!



Every Friday Year 1 has been experimenting with different challenges. They have been experimenting during a lesson called STEM. STEM stands for **S**cience, **T**echnology, **E**ngineering and **M**athematics.

The Year 1 scientists have had to create their own kite that flies in the sky using a variety of materials, build the highest tower made out of cups, paddle pop sticks and straws and design something that would protect an egg if the egg was dropped from a high place.

Year 1 have learned to work together as a team, how to get creative with different materials and most importantly that if it doesn't work the first time, don't give up, just keep trying and trying and trying!




YEAR 3/6J FROM THE CLASSROOM

Throughout Term 3, 3/6J have completed a course about coding and algorithms on a variety of technology. We began by discussing what coding and algorithms actually are and how they are used throughout everyday life. The students began by designing a set of instructions (algorithms) for planting a seed and had to follow them to complete the task. If the steps weren't correct, the students had to debug (fix) the problems and try again.

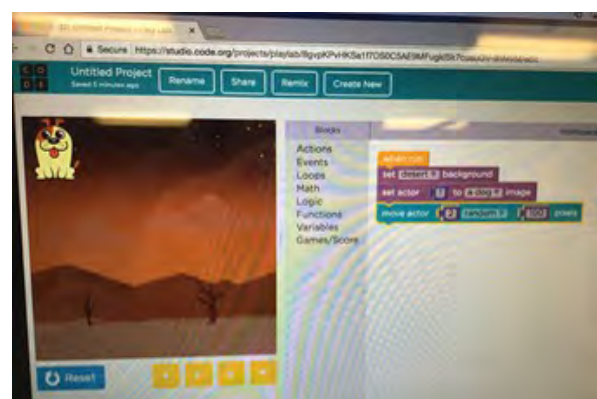
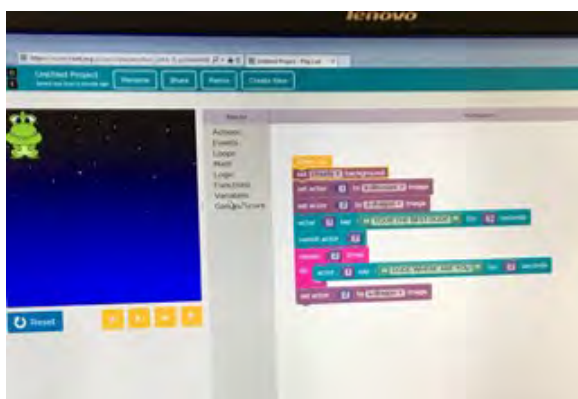



The students then learnt about their digital footprint and how it can affect their lives by sharing private information online.

The course then moved onto role-playing. One group of students pretended to be robots while the second group compiled an algorithm for the 'robots' to follow. Students were required to follow the algorithm to make either a stack of cups or a path from their desk to the classroom door.



At the end of the course, the students were tasked with creating their own games using the Code.org Play Lab software. Students dragged and dropped instructions onto the 'Run' screen and programmed the characters to talk and perform specific actions. The students have thoroughly enjoyed the course and are very keen to complete their next course as soon as possible.



YEAR 2 FROM THE CLASSROOM

Year 2 Report

In Year 2 we have been very busy across all areas of the curriculum. Here is a snapshot of the hard work happening every day.

English

Students can write persuasive texts to convince their audience of an opinion.

The writing cycle: PLAN > COMPOSE > REVIEW > EDIT > PUBLISH

10.9.17

Dear Council,

I strongly believe that you can't destroy the swamp because animals live there. If you destroy the swamp you will be making a huge mistake.

The swamp is home to ducks, insects, fish, tadpoles and fluttering swallows. The swamp provides food, water and shelter for the animals. We don't need any more buildings or roads. We should be able to enjoy the calm peaceful environment and have a lovely picnic.

Do not destroy the swamp! It is a home for many animals and should be protected.

From
Ruby Vidler



10.9.17

Dear Council,

I strongly believe that it is very important not to destroy our precious swamp.

The swamp is precious because it is home for many animals. Some of the animals are birds and wild ducks. Other animals are croaking frogs and buzzing insects. Where will they go?

Leave the swamp alone.

From

Clayton

Mathematics

Beau and Jaleel work together to work out the area of a school desk in cm².



Braith and Larnell use a range of strategies and informal recording methods for addition and subtraction involving one and two digit numbers.

YEAR 2 FROM THE CLASSROOM

YEAR 2'S FAVOURITE SONG

Year 2 loved performing their favourite song at the school assembly. The words are very powerful.



Try Everything By Shakira

I won't give up,
no I won't give in
Till I reach the end
And then I'll start again
Though I'm on the lead
I wanna try everything
I wanna try even though
I could fail

GRANDPARENTS DAY

Thank you to the grandparents and families who spent time in our classroom. We loved hearing stories about how children lived in the past.



Ms Shumack's doll 'Annabelle'
from her childhood.

Aunty Nor having a yarn about life growing up on a mission. "In those days we had to be home by 4.30 in the afternoon and all children showed respect for the adults."



YEAR 3 FROM THE CLASSROOM

Silkworms

Year 3 have a project on silkworms. They are learning about silkworms and their life cycle. Daily, students undertake monitoring of the silkworms, providing them with fresh mulberry leaves and a safe haven. They can't wait to see the whole life cycle process beginning from the larva stage followed by becoming a silkworm, forming a cocoon then to the final stage of emerging from the cocoon as a moth.

Here is a picture of the silkworms that are only 7-10 days old!



Book Week Dress Up

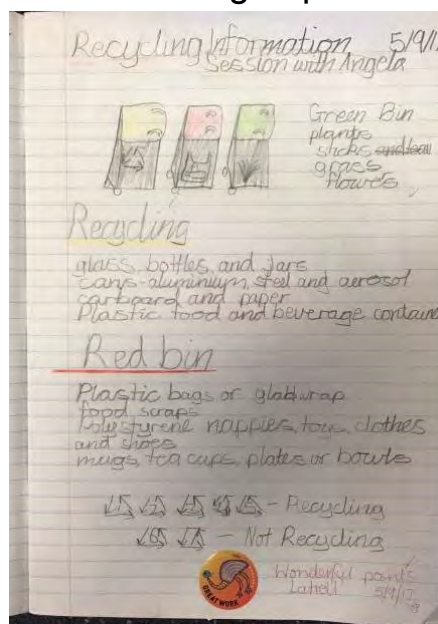
PHOTOS OF YEAR 3 IN TERM 3



YEAR 4 ARE LEARNING HOW TO RECYCLE!

We are reading a variety of texts to support our understanding of preserving the environment.

Latrell's work



Annmarie's work



Thank you to Angela from the Council for visiting our class and teaching us about recycling. We are looking forward to our excursion to the Tamworth Waste Management facility.

YEAR 4 FROM THE CLASSROOM

Year 4 visit the TIP!



Public Recycling Station



Drum Muster Program



New Landfill site under construction



Landfill Gas Project



Green Waste



Angela the Waste Sustainability Officer

Did you know?

Green waste can catch on fire if it becomes too hot. The Waste Management Centre waters the green waste to keep it moist. Crystal

It is illegal to bury or burn tyres. Jayden C

There are over 20 different types of machinery used to sort and look after the waste. Ben

There is a tall tower called the Landfill Gas Project which acts like a vacuum to suck the methane gas from the landfill waste. The gas is safely burned and turned into carbon dioxide. Jessica

The next landfill site has been under construction for 10 years. The council use this soil to build roads and walls in the Tamworth community. Taylor

The council plans to include food scraps as part of green waste in the future. Renee

One of the biggest issues in recycling is contamination. This can be fixed by using our kerbside bins correctly and rinsing recyclable containers. Latrell H



Mulch Sifting Machine

Thank you to Angela from the Tamworth Waste Management Facility for this wonderful educational experience.

YEAR 5/6 FROM THE CLASSROOM

A Snapshot of Our Classroom

This term in Year 5/6 we have been experimenting with different styles of learning. We have completed lots of projects where we are being responsible for our own learning.



We are also incorporating flexible seating into our learning where we can pick different furniture/spaces to work which suit our learning style.

In Mathematics we have been undertaking Inquiry Tasks. These have allowed us to work at our own pace, by ourselves or in small groups, and our teachers to target their teaching to our individual needs. We have had lots of fun designing our dream house where we have had to show our understanding of area. We have lots of aspiring architects!



We have also designed a theme park. This task has helped us build on our knowledge of scale, keys/legends, position and direction. These skills have also helped us in our Geography study of a European or North American Country.



YEAR 5/6 FROM THE CLASSROOM

In English we have been looking at writing Explanations. We have learnt to incorporate descriptive language and devices such as, simile, onomatopoeia and prepositional phrases, to create suspense and intrigue about characters and setting.

'Raahh!', I sprinted as fast as a cheetah and headed towards to murky river. Through the tangled vines, over the fallen tree and into my rusty old dingy I jumped. There, sitting at the edge of the river was a huge brown, grizzly bear with his teeth barred.

Bailey

'Screech', I froze like a mannequin and I spun around in fear. Down the hallway, around the corner and into the dark room I tiptoed. There, popping up and down was a rusty Jack in the Box.

Uchenna

We also wrote a recipe about what makes our class special and unique for our class item this term. We discussed what the 'ingredients' are that makes our class leaders and hard workers.



How to make a Year 5/6 class

Ingredients

40 cups of caring, eager students

3 kg of loving, intelligent and passionate teachers

1 litre of an open, welcoming and safe learning environment

5 teaspoons of persistence, confidence, respect, pride and teamwork

2 tablespoons of Maths, English, History, Science, PDHPE, Creative Arts, Geography and Sport

A dash of Language and Culture, Kitchen and Garden, Computers, Library and Groups

Method:

1. Preheat the oven to 25 degrees

2. Mix together 40 cups of caring, eager students with 3kg of loving, intelligent and passionate teachers.

3. Pour in 1 litre of an open, welcoming and safe learning environment and stir for 6 hours, 5 days a week, 4 terms a year

4. Add 5 teaspoons of persistence, confidence, respect, pride and teamwork

6. Combine 2 tablespoons of Maths, English, History, Science, PDHPE, Creative Arts, Geography and Sport

7. Sift in a dash of Language and Culture, Kitchen and Garden, Computers, Library and Groups and blend well


8. Add a handful each of integrity, knowledge, cheekiness, humour, happiness and patience.

9. Pour into a tin and bake for 40 weeks. It is ready when it looks perfect

YEAR 3/6H FROM THE CLASSROOM



YEAR 3/6H FROM THE CLASSROOM



In 3/6H we went on an awesome excursion around some of the iconic and exciting places in Tamworth. In class we have been learning how to write letters and about places around the world that are similar and different to where we live.

We visited the Golden Guitar where we picked up a post card to send home to our parents, to let them know about our excursion. Then we went for a walk through the Mail Sorting Centre and learnt how mail gets to our mailboxes. After a busy morning, we had a BBQ lunch in Bicentennial Park and played on the new equipment.

Finally, we let our hair down and did flips at Jump Up as a reward for our fantastic efforts in class this term. What a day it was!



YEAR 6 - FROM THE CLASSROOM

This Term in Year 6 we have been learning all about Asia.

We were even lucky enough to all board a flight with our Flight attendant, Miss Farrell to various places in Asia. Luckily, we all had our passports and boarding passes ready to go.

We went to different places such as China, Mongolia, Japan, India, Indonesia, Thailand, Vietnam, Singapore, Malaysia, Nepal and Cambodia and we are now completing projects on different Asian countries.

We are also lucky enough to be participating in the Asia ConneXions program, sponsored by the University of New England. Each fortnight, we get to video conference with our South Korean buddy class to learn about Korean culture and to teach Australian culture to our Korean peers. We will be teaching them all about Australian animals, festivals and celebrations, food and dreamtime stories.

This is linked together in our current English text, 'Whoever you are'. Every day all over the world, children are playing, laughing and crying. They may not look the same or speak the same language, but inside they are just like you. This magical story from Mem Fox celebrates the differences in our lives that unite us all. For our assembly item this term we shared this story with the whole school, retold by us – featuring our friends from South Korea and our own pictures.

We cannot believe how close we are to finishing primary school. Miss Farrell keeps saying she can't wait to get rid of us, but we all know she is going to cry when we leave. Bring on the Stage 3 excursion to Lake Ainsworth, Term 4 sure will be busy!



HILLVUE PUBLIC SCHOOL

CHANGE OF INFORMATION DETAILS

In the event of an accident, illness or other incident at school, we often find we have incorrect or out-of-date phone numbers and addresses. To ensure the school is able to contact you when needed, please complete the slip below and return it to the school as soon as possible to assist in keeping our records up-to-date. Thank you.

Child's Name: **Class:**

Address:

PARENT/CARER

Name: **Mobile:** **Work Ph:** **Relation:**

Name: **Mobile:** **Work Ph:** **Relation:**

Email address: **Home Phone:**

EMERGENCY NUMBERS WHEN PARENTS/GUARDIANS ARE UNABLE TO BE CONTACTED:

Name: **Relation:** **Phone No:**

Name: **Relation:** **Phone No:**

Would you like previous Emergency contacts removed from our system YES/NO

Name:..... **Signature:**..... **Date:**.....

EDUCATION WEEK AWARDS



CAPERS 2017 Tickets

CAPERS 2017 tickets are now on sale to give families plenty of time to plan and purchase tickets.

CAPERS 2017 Ticket Prices

Adult	\$35.00
Children (2 to 17)	\$20.00
Pensioner (Aged/Dis)	\$25.00
Family (4 tickets)	\$100.00

Booking Details

3 Easy Ways To Book

Phone **02 6766 2028**

Online **www.trecc.com.au**

In Person **Capitol Theatre Tamworth, The Big Golden Guitar**

Direct Link to CAPERS Booking Page

http://www.trecc.com.au/events/513/CAPERS_2017/

HILLVUE PUBLIC SCHOOL



Education

Nationally Consistent Collection of Data on School Students with Disability Notification for Parents and Carers

All Government and non-Government schools across Australia are required to participate annually in the Nationally Consistent Collection of Data on School Students with Disability (NCCD).

All Australian schools will collect data on their students who are receiving adjustments to meet additional learning and support needs in accordance with their obligations under the *Disability Discrimination Act 1992* and *Disability Standards for Education 2005*. This data will be provided to the Australian Government to assist in the development of a consistent, national picture of the education needs of students with disability.

The data provided to the Australian Government by the NSW Department of Education is provided in such a way that it cannot be used to identify any individual student or school.

General information about the national data collection can be found on the Australian Government Department of Education and Training [website](http://education.gov.au/fact-sheets-nationally-consistent-collection-data-school-students-disability) at <http://education.gov.au/fact-sheets-nationally-consistent-collection-data-school-students-disability>.

Privacy Protection

The NSW Department of Education follows the requirements of the *Privacy and Personal Information Protection Act 1998* and the *Health Records and Information Privacy Act 2002*. Schools will collect, record, store and use data about individual students in line with these requirements. Data security and protection is a priority and students' personal details will be kept confidential.

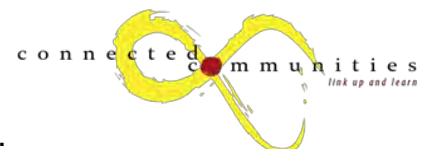
Under Clause 52 of the Commonwealth *Australian Education Regulation 2013*, data collected by the NSW Department of Education for the NCCD must be provided to the Australian Government Department of Education and Training. This includes the number of students at each level of education, the number in each category of disability and the number at each level of adjustment. The information is provided to the Commonwealth as a series of number sets that cannot be used to identify any individual student or school.

The Australian Government Department of Education and Training follows the requirements of the Commonwealth *Privacy Act 1988* when handling any data provided by NSW Department of Education in connection with the national data collection. A public information notice has been developed to by the Australian Government to provide students, parents and carers with important privacy information in relation to the data collection. This notice is available on the [department's website](http://education.gov.au/notices) at <http://education.gov.au/notices>

If you have any questions about the data collection please do not hesitate to contact Hillvue Public School on 02 67657 446

Hillvue Rd, Tamworth, NSW, 2340. T 67657446 F 67621215

Email: Hillvue-p.school@det.nsw.edu.au Website: www.hillvue-p.schools.nsw.edu.au.



DIARY DATES

	TERM 4
Friday 20 October	Stage 2 Excursion Final Instalment due
Friday 20 October	Stage 3 Excursion Instalment due
Tuesday 7 November	School Spectacular Rehearsal in Armidale
Friday 10 November	Stage 3 Excursion Final Instalment due
Mon 20 Nov - Wed 22 Nov	Stage 2 Excursion to Coffs Harbour
Tues 21 - Sunday 26 Nov	School Spectacular in Sydney
Mon 27 Nov - Frid 1 Dec	Stage 3 Excursion to Lennox Heads
Mon 27 Nov - Thurs 7 Dec	Year 2 Intensive Swimming Program
Friday 1 December	Kindergarten 2018 Orientation Day
Friday 8 December	Presentation Day
Wednesday 13 December	Report Cards to be sent home
Wednesday 13 December	Year 6 Graduation/Farewell
Thursday 14 December	Party Day
Friday 15 December	Last Day of School

Uniforms for Sale

Sports Shirts \$25

Large Jackets \$48

Kindergarten Jackets \$40

Available from the Front Office

School Clothing Pool

Our clothing pool is open 9am-11am & is located at the canteen. Any donations of unused uniforms would be kindly appreciated.

Messages for students need to be received by the office before 2.30pm to be guaranteed of being delivered before home time.

FRONT CARPARK CLOSED

We now have an electronic gate at the front carpark. This gate will be open between 7am to 9am for deliveries only.

Please park outside the school ground to avoid being locked in.

FRONT OFFICE

All visitors must report to the Front Office upon arrival. Office hours are from 8.30am to 4pm on school days. Please telephone 02 67657 446 during these hours.